



TRANSDEK UK LTD.
BRYANS CLOSE
HARWORTH, DONCASTER
SOUTH YORKSHIRE, DN11 8RY.
TEL: 01302 752276
WEB: www.transdek.com
EMAIL: info@transdek.com

RETRACTABLE DOCK SHELTER. GALVANISED STEEL BOX SECTION FRAME WITH BLACK PVCCOATED POLYESTER MATERIAL 2.5mm THICK WITH YELLOW GUIDE STRIPES AT BASE OF SIDE CURTAIN.

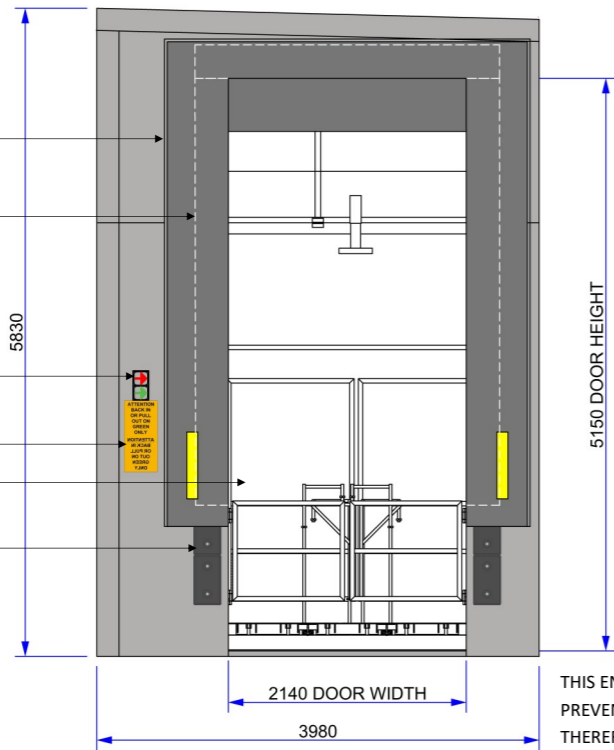
5 PIECE FOAM PAD SET. BLACK PVC COATED POLYESTER ON PRE-STRESSED TIMBER BACKING WITH HIGH QUALITY SYNTHETIC FOAM.

LOW VOLTAGE LED DIRECTIONAL TRAFFIC LIGHTS (INTERLOCKED TO WAREHOUSE ROLLER DOOR OR MANUAL CHANGE OVER SWITCH).

DRIVER WARNING SIGNS

PLATFORM GATES (SHOWN AS CLOSED)

DOCK BUMPERS



FRONT ELEVATION

THIS END IS CLAD WITH SOLID STEEL PLATE TO PREVENT DAMAGE FROM REVERSING TRUCKS. THEREFORE NO SHEETING IS REQUIRED OTHER THAN 200mm CORNER AND FLOOR PERIMETER FLASHINGS

V2G Series: 10 Pallet Footprint Unit Specification/Technical Data

General Specification

This model of double deck lift is designed with the following considerations and requirements

- To eliminate civil engineering works as associated with traditional scissor lifts.
- To service double deck trailers with finished floor levels of 150mm up to 3125mm into loading bays of level access DCs, retail outlets and distribution centres.
- Provision can also be made to run through from warehouse onto yard.
- To be modular in its build enabling rapid installation to reduce onsite disruption. (The unit comprises of a base section and a lid to form the Loadhouse and lift).
- Loadhouse roof designs may vary to suit location such as store or DC canopies.
- Relocatable from site to site and/or bay to bay in a couple of days.

Operating Range: 150mm to 3125mm suitable for double deck trailers, rigid and articulated vehicles including European specification trailers (Provision can be made to run through from yard onto lift with the inclusion of a bridge plate ramp).

Lifting Speed: 90mm/s raising and lowering.
Unlike scissor lifts, lift speed is linear throughout the whole cycle of the lift stroke giving consistent and quicker travel times.

Operation: Lift platform for lifting and lowering of goods and operators.

Capacity: 5500kg UDL

Configuration: 9 pallets of 1200mm x 1000mm, weighing 550kg (max).
In conjunction with MHE the units can also accommodate 18 wheeled roll cages of 860mm x 750mm, weighing 300kg (max) each plus operators—no passengers.

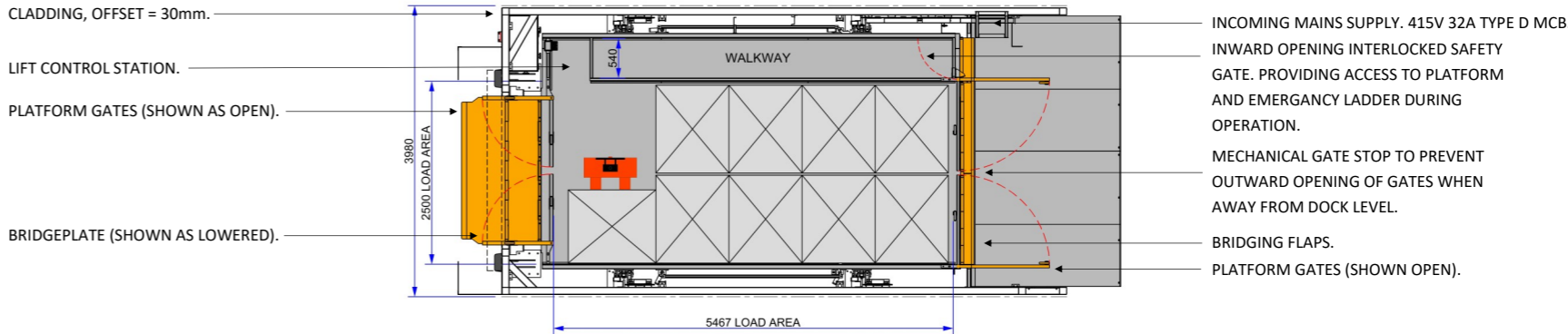
Location: External, Surface mounted onto goods yards or marrying up to the loading bay.
Internal, direct mounting onto warehouse slab.
No specialised pilings/foundations required.

Overall external dimensions: 3920mm (W) x 7700mm (L) x 5650mm (H).
Width subject to cladding variations. Height subject to roof specification.

Platform dimensions loading area: 2500mm (W) x 5470mm (L).
Plus a separate operator walkway from the rear to the front of the moving platform.

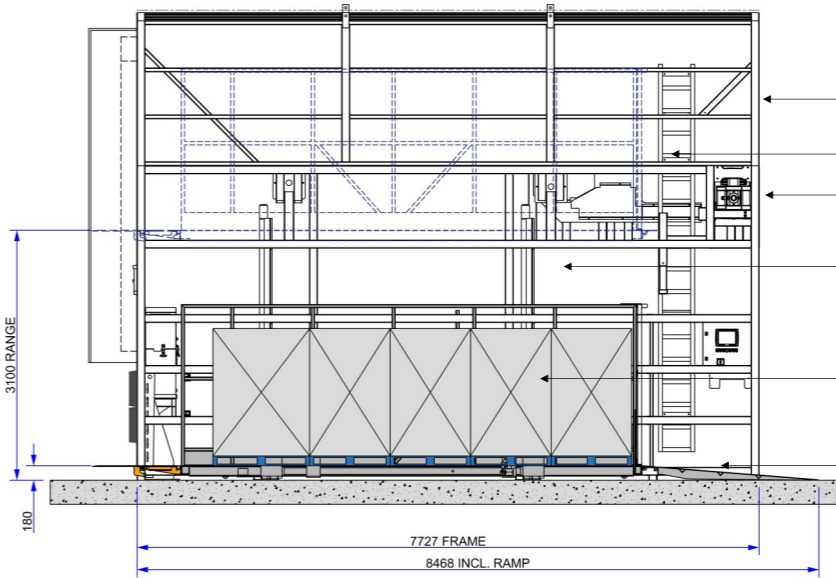
Personnel walkway: Provides constant segregated access for operators between vehicle and dock without the loss of any product space.

Lift colours: External single skin cladding in grey—Goosewing Grey BS 10A05.
Exterior framework/interior framework and platform—Goose Grey BS 00A05.
(other colours available on request).



PLAN

VEHICLE END



WAREHOUSE END

- LID MODULE OPTIONAL DEPENDANT UPON SITE.
- EMERGENCY ACCESS LADDER
- RAM BOX
- PLATFORM SIDES FULLY CLAD TO PROTECT GOODS
- 1200mm x 1000mm PALLETS
- FIXED ACCESS RAMP
- WAREHOUSE/YARD SLAB

SECTION THROUGH LIFT SHOWING PLATFORM SERVICE RANGE

07					
06					
05					
04					
03					
02					
REV No.	REV CODE	REVISION NOTE	DATE	CHANGE BY	
	1				
	2				

transDEK
...modular loading solutions

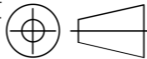
TRANSDEK UK LTD.
BRYANS CLOSE, HARWORTH,
DONCASTER, DN11 8RY
TEL: 01302 752276
FAX: 01302 752434
EMAIL: info@transdek.com

THIS DRAWING IS THE PROPERTY OF TRANSDEK UK LTD AND IS CONFIDENTIAL. IT IS ISSUED SUBJECT TO THE CONDITIONS THAT:

- THE INFORMATION OR ANY PART THEREOF CONTAINED IN IT SHALL NOT BE DISCLOSED IN ANY FORM TO A THIRD PARTY.
- IT OR ANY PART OF IT SHALL NOT BE REPRODUCED IN ANY FORM.

GENERAL NOTES

- WELDING SYMBOLS STANDARD TO ISO 2553 METHOD B.
- REMOVE ALL BURRS AND SHARP EDGES.
- ALL DIMENSIONS IN MILLIMETRES UNLESS OTHERWISE STATED.
- THIRD ANGLE PROJECTION.



MATERIAL: N/A	
FINISH: N/A	DRAWN BY: AK
WELDING SPEC: BS EN 1011-1:1998 & BS EN 1011-2:2001	DATE: 03/06/2020
TOLERANCES UNLESS OTHERWISE STATED	SCALE: N/A
MACHINING: ± 0.5	ESTIMATED WEIGHT: N/A
ANGULAR: ± 0.5°	SHEET: 1 of 1
FABRICATION & STRUCTURAL	
UP TO 300: ± 1	
301 TO 1000: ± 2	
1001 UP TO 2000: ± 3	
OVER 2000: ± 5	

PROJECT: 10 Pallet Double Deck V2G Loadhouses	A3	BORDER VERSION: 5
TITLE: 10 Pallet Double Deck V2G Loadhouses Specification/Technical Data		
DRG. No. 10_Pallet_V2G_5.5T_1	REVISION: 01	