



**HÖRMANN transDEK** ...modular loading solutions

+44 (0) 1302 752276  
www.transdek.com  
Transdek UK Ltd, Bryans Close, South Yorkshire, DN11 8RY

**2250kg, 2 Pallet Standard Dock Lift Specification/Technical Data**

**General Specification**

This model of lift is designed with the following considerations and requirements.

- To move product between two fixed landings.
- To eliminate the civil engineering works as associated with traditional scissor lifts.
- To service varying floor levels up to 1600mm.
- Built in conformance with Machinery Directive 2006/42/EC, BS EN 1570-1:2011 + A1:2014; UKCA Marked
- Instant install - self contained unit.

**Operating Range:** Ground to 1600mm.

**Lifting Speed:** 90mm/s. Number of motor starts per hour 40. "Normal" running conditions are 7/8 cycles per hour, 20 hours a day.

**Operation:** Lift platform for lifting and lowering of goods and operators. 3 Phase, 415V, 32A Power Pack with controls at each landing. Safety Edge to front of platform. Light Beams to upper and lower landings.

**Capacity:** 2250kg UDL.

**Load Type Configuration:** Designed around pallet sizes of 1200 x 1000mm. The platform can accommodate up to 2 pallets of this size configuration.

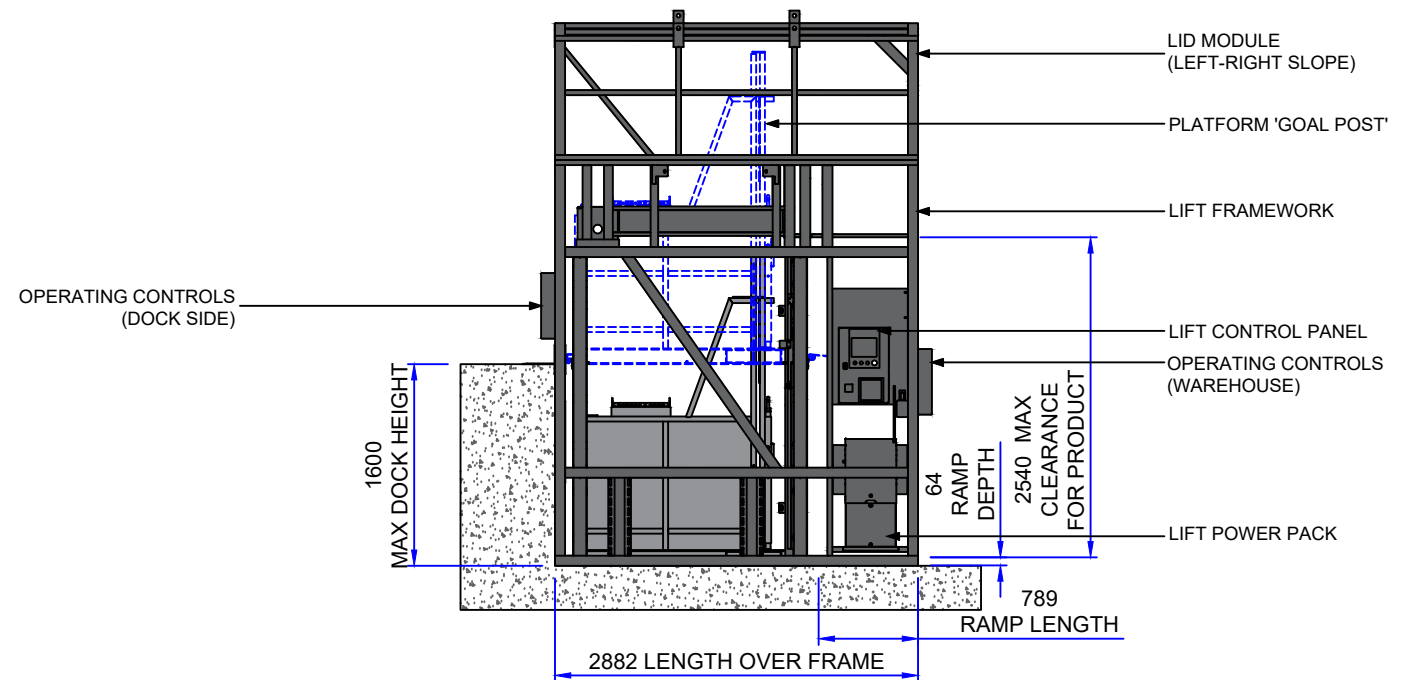
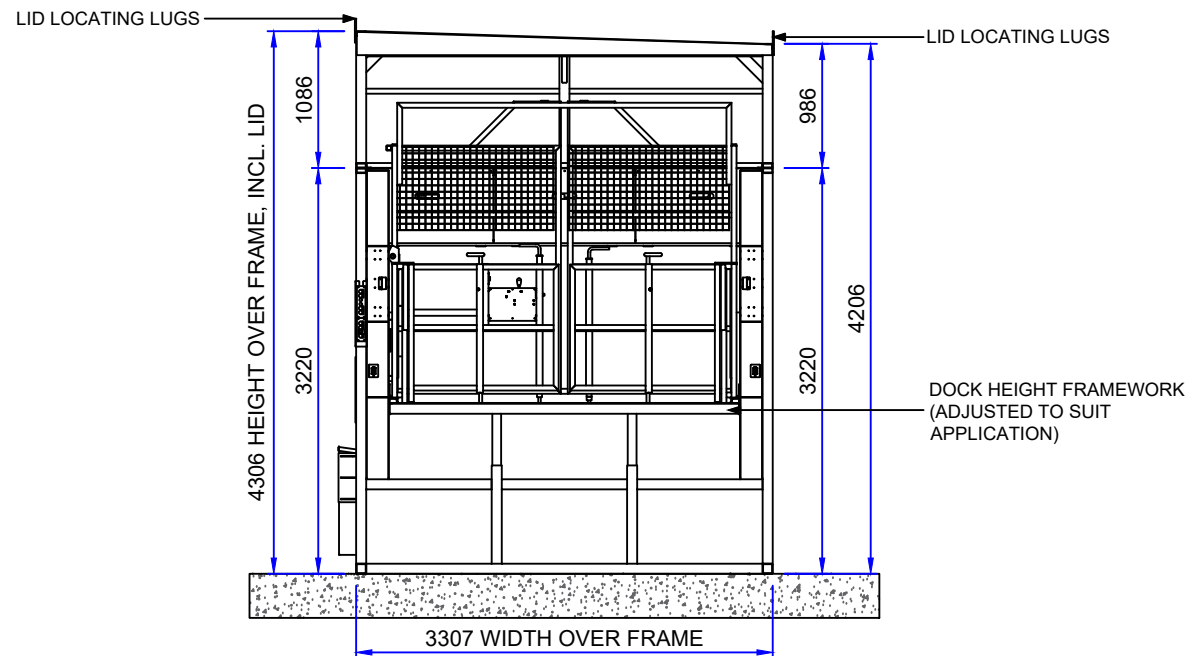
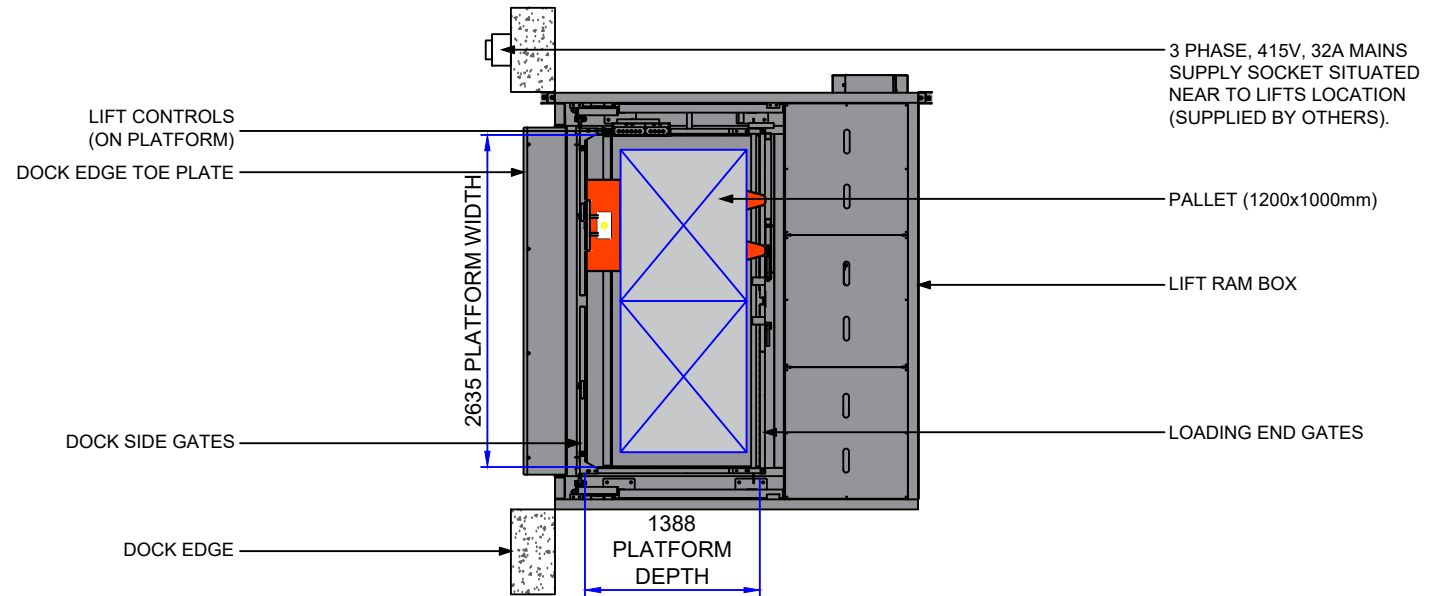
**Overall Lift Dimensions:** 3307mm (w) x 2882mm (l) x 4306mm (h), including standard lid type. Width and Height subject to cladding variations and lid module variations.

**Platform Dimensions Loading Area:** 2635mm (w) x 1388mm (l)

**Lift Colours:** All Framework - BS 00A05, Goose Grey.

**Options:**

- Cladding - Single skin for external models.
- Travelling Operator - 1 set platform control gates (at each end).



07					
06					
05					
04					
03					
02					
REV No.	REV CODE	REVISION NOTE	DATE	CHANGE BY	

**HÖRMANN transDEK** ...modular loading solutions

TRANSDEK UK LTD.  
BRYANS CLOSE, HARWORTH, DONCASTER, DN11 8RY  
TEL: 01302 752276, FAX: 01302 752434, EMAIL: info@transdek.com

THIS DRAWING IS THE PROPERTY OF TRANSDEK UK LTD AND IS CONFIDENTIAL. IT IS ISSUED SUBJECT TO THE CONDITIONS THAT:

- THE INFORMATION OR ANY PART THEREOF CONTAINED IN IT SHALL NOT BE DISCLOSED IN ANY FORM TO A THIRD PARTY.
- IT OR ANY PART OF IT SHALL NOT BE REPRODUCED IN ANY FORM.

**GENERAL NOTES**

- WELDING SYMBOLS STANDARD TO ISO 2553 METHOD B.
- REMOVE ALL BURRS AND SHARP EDGES.
- ALL DIMENSIONS IN MILLIMETRES UNLESS OTHERWISE STATED.
- THIRD ANGLE PROJECTION.

MATERIAL:		PROJECT:	
FINISH:		STANDARD DOCK LIFT (SDL) SERIES	
WELDING SPEC: BS EN 1011-1:1998 & BS EN 1011-2:2001		DRAWN BY: SW	
DATE: 29/06/22		TITLE:	
TOLERANCES UNLESS OTHERWISE STATED		2.25T SDL - 2 PALLET	
MACHINING: ± 0.5 ANGULAR: ± 0.5°		SPECIFICATION/TECHNICAL DATA SHEET	
FABRICATION & STRUCTURAL		DRG. No.	
UP TO 300: ± 1 1001 UP TO 2000: ± 3		9100-043125-00	
301 TO 1000: ± 2 OVER 2000: ± 5		REVISION:	
ESTIMATED WEIGHT: -		01	
SHEET: 1 OF 1			

A3	BORDER VERSION: v4
REVISION: 01	