



+44 (0) 1302 752276  
www.transdek.com  
Transdek UK Ltd, Bryans Close, South Yorkshire, DN11 8RY

#### 4T V2G Yard Lift: 6 Pallet Footprint Unit Specification/Technical Data

##### General Specification

This model of lift is designed with the following considerations and requirements.

- To move product between trailer and warehouse floor or service yard level.
- To eliminate the civil engineering works as associated with traditional scissor lifts.
- To service varying trailer bed heights up to 1590mm.
- Built in conformance with Machinery Directive 2006/42/EC, BS EN 1570-1:2011 + A1:2014; UKCA Marked
- Instant install - self contained unit.

**Operating Range:** Ground to 1590mm.

**Lifting Speed:** 90mm/s. "Normal" running conditions are 7/8 cycles per hour, 20 hours a day.

**Operation:** Lift platform for lifting and lowering of goods and operators. 3 Phase, 415V, 16A socket & isolator with Type 'D' circuit breaker. Controls mounted on platform. Safety Edge to front of platform. Light Beams to lower landings.

**Capacity:** 4000kg UDL.

**Load Type Configuration:** Designed around pallet sizes of 1200 x 1000mm. The platform can accommodate up to 6 pallets of this size configuration (or roll cage equivalent).

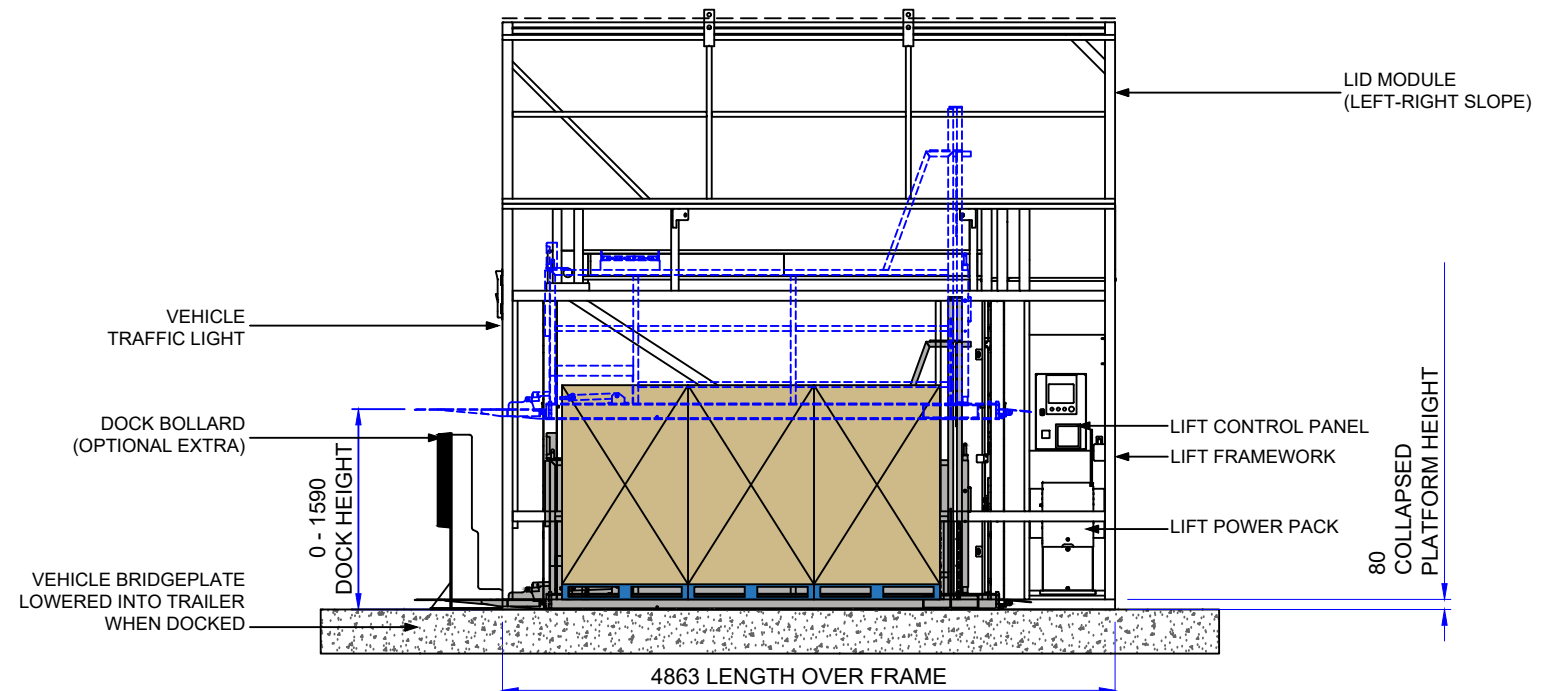
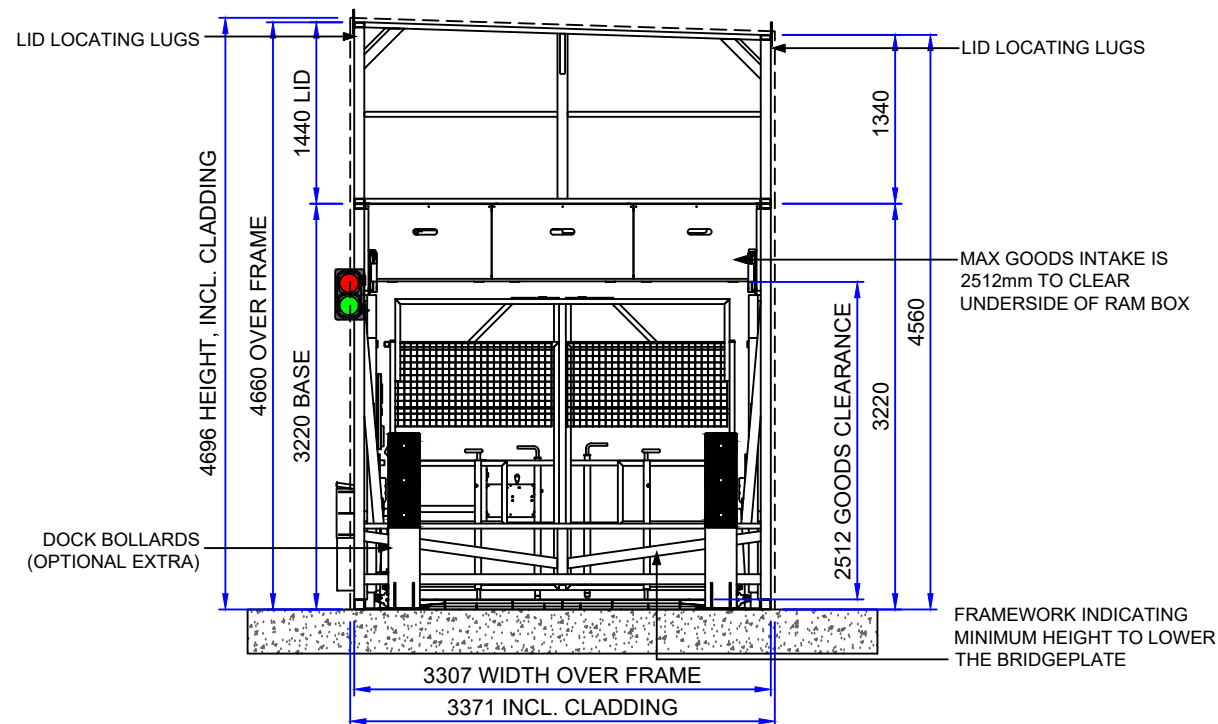
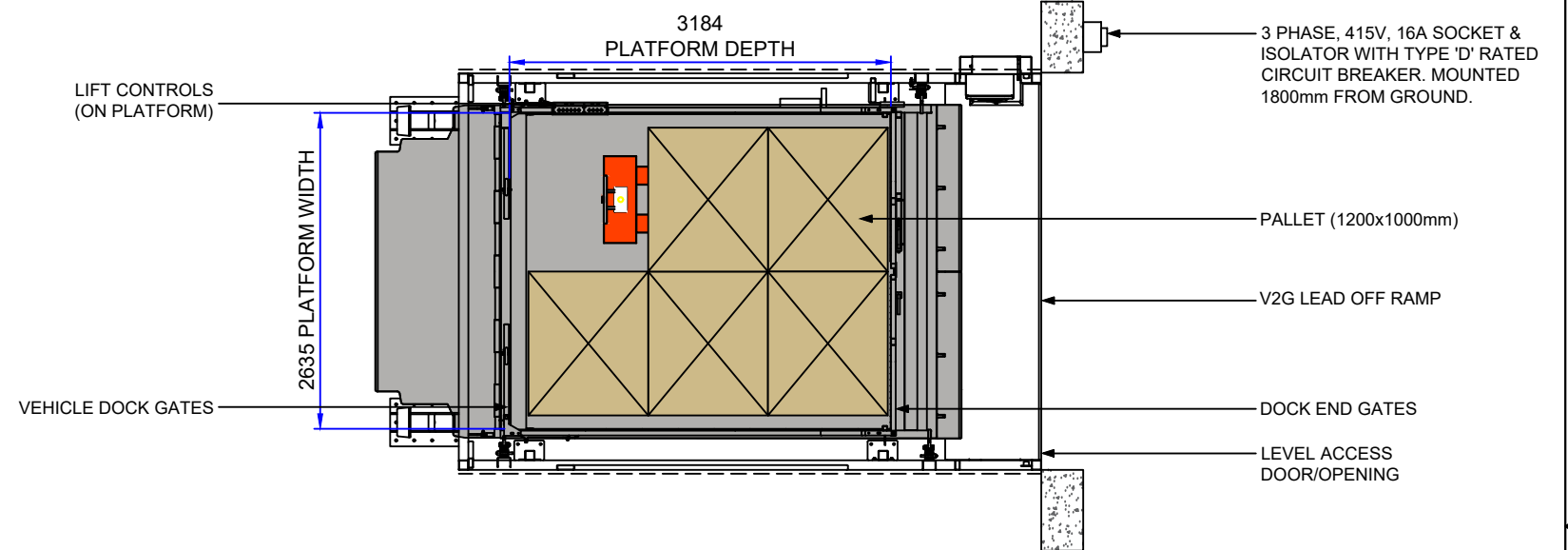
**Overall Lift Dimensions:** 3307mm (w) x 4863mm (l) x 4660mm (h), including standard lid type.  
Width and Height subject to cladding variations and lid module variations.

**Platform Dimensions Loading Area:** 2635mm (w) x 3184mm (l)

**Lift Colours:** All Framework - BS 00A05, Goose Grey.

##### Options:

- Cladding - Single skin for external models.
  - 1 pair of Straight Wheel Guides
  - Option for floor mounted bollards.
- Subject to site survey and project requirements.



REV No.	REV CODE	REVISION NOTE	DATE	CHANGE BY
07				
06				
05				
04				
03				
02				

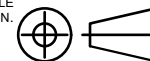
TRANSDEK UK LTD.  
BRYANS CLOSE, HARWORTH, DONCASTER, DN11 8RY  
TEL: 01302 752276, FAX: 01302 752434, EMAIL: info@transdek.com

THIS DRAWING IS THE PROPERTY OF TRANSDEK UK LTD AND IS CONFIDENTIAL. IT IS ISSUED SUBJECT TO THE CONDITIONS THAT:

1. THE INFORMATION OR ANY PART THEREOF CONTAINED IN IT SHALL NOT BE DISCLOSED IN ANY FORM TO A THIRD PARTY.  
2. IT OR ANY PART OF IT SHALL NOT BE REPRODUCED IN ANY FORM.

##### GENERAL NOTES

- WELDING SYMBOLS STANDARD TO ISO 2553 METHOD B.
- REMOVE ALL BURRS AND SHARP EDGES.
- ALL DIMENSIONS IN MILLIMETRES UNLESS OTHERWISE STATED.
- THIRD ANGLE PROJECTION.



MATERIAL:  -			PROJECT:  4T SERIES		A3	BORDER VERSION: v4
FINISH:  -		DRAWN BY :  SW		TITLE:  4T V2G (WITH LID) - 6 PALLET  SPECIFICATION/TECHNICAL DATA SHEET		
WELDING SPEC: BS EN 1011-1:1998 & BS EN 1011-2:2001		DATE :  06/09/22				
<u>TOLERANCES UNLESS OTHERWISE STATED</u> MACHINING: *0.5      ANGULAR: *0.5 <u>FABRICATION &amp; STRUCTURAL</u> UP TO 300: *1      1001 UP TO 2000: *3 301 TO 1000: *2      OVER 2000: *5			SCALE :  1:60		DRG. No.  9100-043683-00	
		ESTIMATED WEIGHT:  -				
			SHEET :  1 OF 1		REVISION:  01	